



Summary Feedback

(Combined feedback broadcasted multiple time this week)

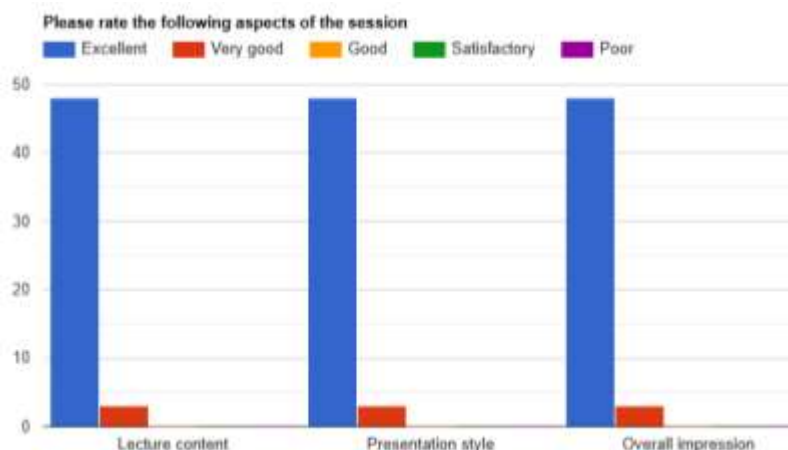
PRE-RECORDED: Basildon FRCR 2B 'A to Zee' Course 2020

Session 20/36

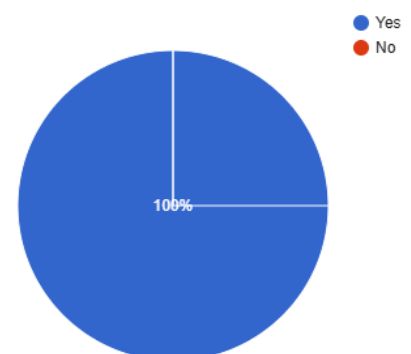
**Paediatrics for FRCR
Neonatal and Paediatric Chest and Cardiac Pathologies
(13th & 14th June 2026)
Lecturers: Divya Vaid & Mahwish Arshad**

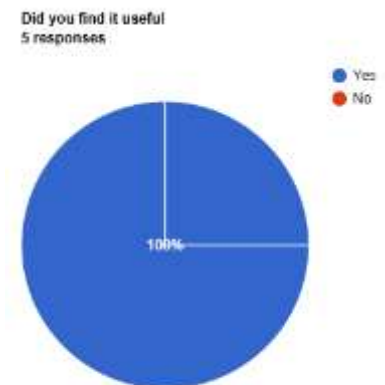
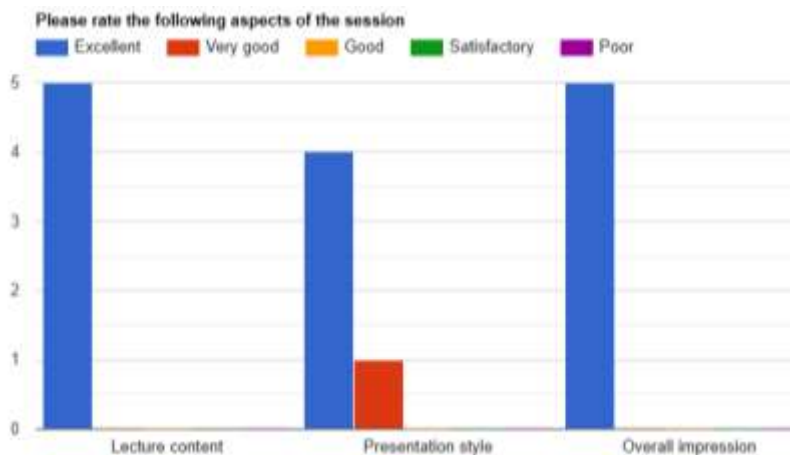
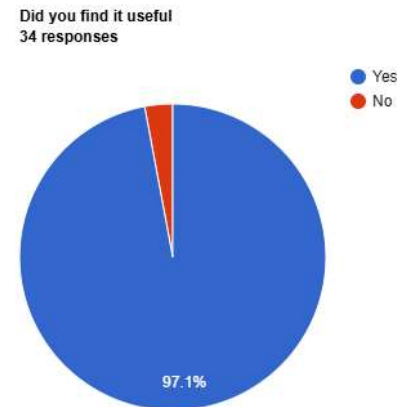
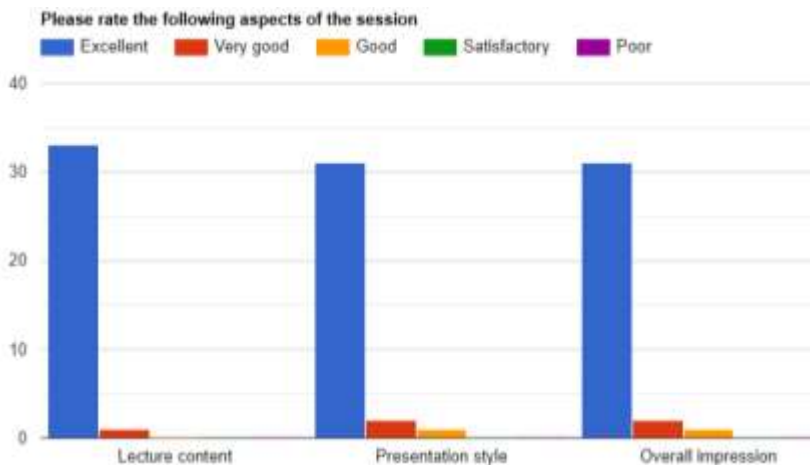
Summary Points:

- Total Attendees: 317 from 33 Countries (Australia, Austria, Bahrain, Bangladesh, Brazil, Central African Republic, Egypt, Ghana, Hong Kong, India, Indonesia, Iran, Jordan, Kenya, Malaysia, Myanmar, Nepal, Nigeria, Oman, Pakistan, Palestine, Saudi Arabia, South Korea, South Africa, Sri Lanka, Sudan, Swaziland, Thailand, Türkiye, UAE, UK, Yemen, Zimbabwe).
- Total duration: 3 hours (each session broadcasted thrice during the week)
- Total feedback received from 90 participants, from three different broadcasts



Did you find it useful
51 responses





Testimonials

- The lecture was very informative and important. The explanation provided by Dr. Divya covered all topics related to the cardiothoracic system, with a focus on chest X-Rays, which are the first-line diagnostic tool for such cases. The differential diagnosis was also excellent. Overall, I would like to thank Dr. Khan and his guests once again for this wonderful effort (Jordan).
- Brilliant session, very important take home messages and great cases, thanks a lot to the great teachers and team DKT (Egypt).
- All the cases and their explanations were excellent. Amazing feedback on the candidates' comments (Pakistan).
- Excellent, detailed case presentation given with written description after each topic was very useful. Thank you so much (Nigeria).
- Good paed cases with good explanation of findings and tips on how to improve presentation skills for 2B (UK).
- Interesting lecture with a great approach for neonatal respiratory disease (Palestine).
- Excellent description and explanation (Central African Republic).

Paediatrics for FRCR: Neonatal and Paediatric Chest and Cardiac Pathologies

- Basildon A-Zee course is the best of DKT! (Saudi Arabia).
- The cases were very useful (Botswana).
- Dr. Mehwish is absolutely amazing. Well-articulated cases were useful (Pakistan).
- All aspects of this session were excellent (Hong Kong).
- Excellent performance (Nigeria).
- I find it helpful as a junior resident to make diagnosis on CXR and to improve my case presentation style (Pakistan).
- Excellent lecture and cases (South Africa).
- Excellent lecturing by DKT (Indonesia).
- Excellent case contents and findings (UAE).
- Excellent cases (India).
- Every aspect of the session was useful (Nigeria).
- Well prepared session and excellent coverage (Sudan).
- Very helpful and excellent session (Jordan).
- Very important learning session (Pakistan).
- The explanation after each X-Ray was very useful (UK).
- Great session with detailed explanations. Thank you so much (Pakistan).
- Interesting paediatric cases (UK).
- Excellent images and discussion (Nigeria).
- Great collection of cases (India).
- The slides were very useful (India).
- Excellent explanation by the moderator (UK).
- Good exam and real life cases mix (Pakistan).
- Excellent cases (Myanmar).
- Excellent pediatric chest presentation (UAE).
- Cases are great (UK).
- Beautiful session (Nigeria).
- Excellent variety of cases (India).
- All of it was useful (Pakistan).
- The images were well explained (Pakistan).
- Excellent content and explanation (UK).
- Hybrid lung disease was well covered (South Africa).
- Typical images used, detailed explanation and clear voices of the teachers were useful (Saudi Arabia).
- Great cases and teaching (Saudi Arabia).
- All of it was highly useful (Sudan).
- Thank you to the presenter and the team for the best radiology teaching (UK).
- Very good (UAE).
- Excellent session. Great learning! (Pakistan).
- Excellent teaching session (Nigeria).
- Best presentation (Pakistan).
- Brilliant session (UAE).
- Excellent teaching session (Nigeria).
- Very interesting session (Sudan).
- The cases were useful (South Africa).
- Excellent choice of cases. I liked the style of feedback (UK).
- All aspects of this lecture were useful (Pakistan).

- Good examples were useful (Türkiye).
- Excellent lecture content (UK).
- Excellent discussion about cardiac pathologies (UK).
- Neonatal X-Ray was well elaborated (Sudan).
- Excellent teaching and image description (Pakistan).
- Lecturer covered paediatrics cases in details (UK).
- Very educative (Nigeria).
- Outstanding (Bahrain).

